



Final Reminder - Kindergarten Registration

The kindergarten registration process is ongoing now through March 28. There are three ways to register your child:

- **Drop Box:** Place the completed registration packet and required documentation into the secure, designated drop box located at the Webster Learning Center, 2000 Lehigh Station Road, Henrietta, 14467. (District Registrar's entrance - look for the yellow kindergarten registration sign.)
- **Electronic:** Visit www.rhnet.org/register to read the step-by-step instructions on how to complete registration electronically. You will need access to a scanner to send registration forms and required documentation via email.
- **In-Person:** Schedule an appointment with the district registrar by calling 585-359-7957 or sending an email to LBeckelhymer@rhnet.org. Appointments are required - we regret that we cannot accommodate walk-ins. Registration is held at the district registrar's office, located at the Webster Learning Center, 2000 Lehigh Station Road, Henrietta, NY 14467. Please follow the signs for Kindergarten Registration.


Family Center Events



Mark your calendars! A **Summer Camp Extravaganza** will be held for families 6:30-8 p.m. on Tuesday, March 5. Multiple organizations will be available to provide parents with information on their summer camp offerings. No registration is required. See the flyer for details.



Be sure to join us at the Family Center 6:30-7:30 p.m. Tuesday, March 19, for **Math Night!** There will be a variety of fun math games and activities for the whole family. Registration is open March 11-18 and space is limited to 20 families. Please email Patty Sammon at psammon@rhnet.org if you would like to attend. See the attached flyer for more details!



A **Preschool Story Time** will take place at 10 a.m. at the Family Center at the Good Shepherd building on Tuesday, March 12. Librarians from the Henrietta Public Library will be reading to preschool friends.

Tips for Parents

Please read this month's "Family Focus" article on the importance of incorporating math skills into your child's daily routines. At home, preschool students can practice counting objects, identifying shapes, making patterns, and sorting objects.

Parent Discussion Group


This month, parent educator Betsy Marshall will host a discussion on "**Bully-Proofing Your Child.**" She will guide you through modeling anti-bullying behaviors and working with your children on becoming confident and assertive. We welcome and encourage interested UPK parents to attend any session that fits their schedule. See the attached flyer for details and the calendar below for session dates and times!








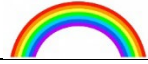
Bully-Proofing Your Child

UPK Site	Date	Times
Augustin	Tuesday, March 26	9-10 a.m.
Care-a-lot	Monday, March 11	8:30-9:30 a.m.
Expressive Beginnings	Monday, March 25	8:30-9:30 a.m.
Good Shepherd	Wednesday, March 6	9:30-10:30 a.m. or 2-3 p.m.
Henrietta Recreation Center	Tuesday, March 12	11:30 a.m.-12:30 p.m.
Richard M. Guon Child Care Center at MCC	Monday, March 4	9-10 a.m.
Pride and Joy	Tuesday, March 5	8-9 a.m.

Calendar

There will be no UPK classes March 29-April 8 for Spring Recess. Enjoy the solar eclipse on April 8, and we will see everyone back in class on Tuesday, April 9.



Sunday	Monday	Tuesday	Wednesday	Thursday	Friday	Saturday
25	26	27	28	29	1	2
					Read Across America Day (March 2) How many books can you read today?? 	
3	4	5	6	7	8	9
	Write numbers 1-10 on cards. Mix them up and have your child place them in the correct order. If this is challenging, start with 1-5.	Ask your child to clap the syllables they hear in the words: March, green, shamrock, gold, lucky, spring, leprechaun	Take a vote in your home to choose which breakfast food is the favorite: Pancakes vs Eggs 	Count 5 objects with your child. Take away 3. Ask, "How many are left?" Repeat using new numbers.	Have your child think of words that rhyme with hat. (Ex: sat, mat, cat)	
10	11	12	13	14	15	16
Daylight Saving Time begins. "Spring" your clocks ahead! 	Draw the shapes below. Play I Spy . (I spy something with 3 sides, with no sides, with 4 corners, etc.) 	Practice directional words. Can your child put a spoon in front, behind, over, next to and under a chair?	Give your child scrap paper and kid scissors. Let them practice cutting lines and shapes. 	Go for a walk. Talk with your child about the change of seasons. What changes will they see in Spring?	What color is a shamrock? Can your child name 3 other things that are the same color? 	
17	18	19	20	21	22	23
	Help your child think of words that begin with the same sound as: Spring Gold March Leprechaun	Have your child play with something that works their finger muscles – playdough, clay, slime, finger paint, chalk, or Legos.	Clap your hands or stomp your feet 5 times. Ask your child to copy what you did. Repeat with different numbers.	Have your child draw a self-portrait. Have them identify multiple parts of the body.	Use household objects (beads, buttons, coins) to make patterns. Start with AB patterns and then try ABC patterns. ABABAB ABCABCABC	
24	25	26	27	28	29	30
	Give your child drawing and coloring materials (crayons, markers, pencils and paper.) Have them design a picture.	Have your child do 6 sit ups, 5 knee bends, 10 toe touches, and 8 jumping jacks. 	Use blocks, boxes, blankets, pillows, and/or furniture to make a fort. If it's large enough, read a book together inside the fort!	Review the colors of the rainbow. Have your child find one item of each color and put them in rainbow order. 	Joke of the month: What kind of spells do leprechauns use? Lucky Charms!!	
31	1	2	3	4	5	6

Rush Henrietta Universal Pre-K

Parenting Education Programs



Bully Proof Your Child

- Learn about what bullying actually looks like.
- Where and when is bullying happening.
- Is your child at risk of being bullied?
- What can you do to help your child now and in the future?

Betsy Marshall, Parent Educator, will be providing a free hour long program for parents/caregivers. Attend any meeting that fits your schedule.

UPK Site	Date	Times
Richard M. Guon Child Care Center at MCC	Monday, March 4	9-10 a.m.
Pride & Joy	Tuesday, March 5	8-9 a.m.
Good Shepherd	Wednesday, March 6	9:30 - 10:30 a.m. (*note time change) or 2-3 p.m.
Rush Nursery School	Thursday, March 7	9-10 a.m.
Care-a-lot	Monday, March 11	8:30 - 9:30 a.m.
Town Rec. Center	Tuesday, March 12	11:30 - 12:30 p.m.
Expressive Beginnings	Monday, March 25	8:30 - 9:30 a.m.
Augustin	Tuesday, March 26	9-10 a.m.

All are welcome! Please join us (any of the sites/times that work for your schedule). This is a free program for adults.

FAMILY MATH NIGHT



For families with children age 3 to kindergarten.

Tuesday, March 19, 2024 From 6:30-7:30 PM

Good Shepherd Auditorium, 3288 East Henrietta Road
Admittance will be through door #1

The Rush-Henrietta Family Center is hosting Family Math Night! There will be a variety of fun math games and activities for the whole family. All activities are designed to support the development of young children's emerging math skills.

Please join us for a night of Math Family Fun

If you would like to participate, please email Patty Sammon at psammon@rhet.org with your family name, the number of children who will be attending and their ages, the number of adults and your phone number.

Registration is open March 11 – 18 and will be limited to 20 families.

NO REGISTRATION WILL BE ACCEPTED BEFORE MARCH 11TH.



Summer Camp Extravaganza

March 5, 2024

6:30 - 8 p.m.

**Good Shepherd Building
3288 East Henrietta Rd
Enter through Door #1**

Several different organizations will be available to talk to you about their camp offerings, answer questions, and offer information about pricing, requirements, and options.

Organizations that will be represented:

RMSC	R-H Cub Care	Rush Nursery School
Girl Scouts	Town of Henrietta	JCC
Boy Scouts	YMCA-Camp Cory	Camp Stella Maris
OFC Creations	Roc City Sailing	Pittsford Crew
Camp Invention	4-H Bristol Hills	Camp Get-A-Way
YMCA-Camp Arrowhead	R-H Continuing Education	

*More organizations may be added as the event draws near.

No Registration required.

Family Focus

Oct. 2018

Building a Foundation for School Success

Math at Home

There are many opportunities for children to learn about math in their everyday routines at home. At home, children can practice counting objects, identifying shapes, make patterns, and sort objects.

Counting and number sense is the ability to make sense out of numbers. It includes recognizing and naming numbers, that each number has a quantity or amount, counting first in order and then backwards, and number operations such as adding and subtracting.

Activities to Try

- ❖ **One-to-one correspondence:** Find 5-10 items to count. As you are counting them with your child, touch each one and say the number.
- ❖ **Counting:** Make a simple counting game using a disposable drink tray. Write numbers inside each of the sections and give your child items to count and place in the section. Touch each object and count out loud.
- ❖ **More than Less than:** To get your child ready for adding and subtracting later in his or her school years, count out two sets of objects. For example, there four blue cups and three red cups. Ask them questions like: *Are there more or less blue cups than red cups?*

Counting Books to Check Out at the Library

- ❖ *One Duck Stuck* by Phyllis Root
- ❖ *Ten Black Dots* by Donald Crews
- ❖ *One Gorilla: A Counting Book* by Anthony Browne
- ❖ *Chicka, Chicka 123* by Bill Martin Jr. & John Archambault
- ❖ *Feast for Ten* by Cathryn Falwell
- ❖ *Ten Red Apples* by Pat Hutchin

Shapes can be found around the home both indoors and outdoors. In preschool, children can learn to identify and name circles, triangles, squares, rectangles, and ovals.

Activities to Try

- ❖ **Make a shape:** Offer toothpicks, pipe cleaners, straws, or craft sticks as materials children can use to make into shapes. Discuss the shapes they make. How could you turn a triangle into a square?
- ❖ **Make 3D Shapes:** Children can explore how to form three-dimensional shapes. For example, let children watch as you cut rectangular containers such as cereal boxes. How many rectangles are there in the box? Then reassemble them.
- ❖ **Shape Hunt:** Give your child a shape to look for in a room in the house. For example, can you find squares in the kitchen? Count the number of shapes they find in the room with them.

Shape Books to Check Out at the Library

- ❖ *Shapes in the Kitchen* by Tracey Steffora
- ❖ *A Star in My Orange: Looking for Natures Shapes* by Dana Meachen Rau
- ❖ *Round is a Tortilla: A Book of Shapes* by Roseanne Greenfield Thong
- ❖ *Shape* by Henry Arthur Pluckrose

Understanding patterns gives children an opportunity to see the relationships between items. The ability to recognize and create patterns helps children make predictions based on observations; which is an important skill in math. Understanding patterns will help children learn complex number concepts and mathematical operations.

Activities to Try

- ❖ **AB Movement Patterns:** An AB pattern is when you do one thing such as clapping and then switch to another such as tapping your knees. Show your child this simple pattern- can they repeat it? Encourage them to make an AB pattern of their own. As they master this challenge them to add more movements in their pattern and have you repeat the pattern back to them.
- ❖ **Ice Cube Tray Patterns:** Collect objects that will fit in the ice cube tray sections such as pom-poms. Start a pattern in the top tray with the colors such as blue pom-pom, green pom-pom, blue pom-pom, green pom-pom, and then leave the next empty. Encourage your child to figure out what comes next in the pattern Encourage them to make a pattern of their own.

Pattern Books to Check Out at the Library

- ❖ *People Patterns* by Nathan Olson
- ❖ *Lots and Lots of Zebra Stripes* by Stephen R. Swinburne
- ❖ *Teddy Bear Patterns* by Barbara Barbieri McGrath
- ❖ *Patterns at the Museum* by Tracey Steffora

Sorting and classifying items are basic concepts taught to children as part of preschool math curriculum. Recognizing that groups of objects are the same or different helps your child develop their logical thinking skills.

Activities to Try

- ❖ **Sorting Socks:** Collect a variety of colored and sized socks from the people in your home. Separate the pairs and place them in a basket/box. Give them to your child to sort and match into pairs. Start small with five pairs and build up to more as your child is ready.
- ❖ **Sorting Seasonal Clothing:** Give your child clothing items from different seasons such as summer and winter. Have them sort the clothing by the season it goes with. Talk with your child about the differences in the seasons.
- ❖ **Sorting items by color:** Give your child a basket/box of random items. Have your child sort the items by color. Talk with your child about the color piles they sorted items into. To take the activity farther, count each of the items in the pile and talk about which has the most and the least.

Sorting Books to Check Out at the Library

- ❖ *The Button Box* by Margarette S. Reid
- ❖ *Sorting* by Lynn Peppas
- ❖ *Sorting at the Market* by Tracey Steffora
- ❖ *Sort it Out!* by Barbara Mariconda

Online Resources for families:

[Education.com](https://www.education.com)

Suggested math activities

[Scholastic.com](https://www.scholastic.com)

This is an article discussing how to nurture a child's mathematical mind.

Resources used for this tip sheet: [NAEYC.org](https://www.naeyc.org)



New York State
EDUCATION DEPARTMENT
Knowledge > Skill > Opportunity